

Preschool User's Manual

Preschool children are just beginning their education experience and come to school with a wide variety of cognitive skills and abilities. Some children are reading, while others do not know or recognize letters in their name. The math concepts of matching and patterning are the easiest concepts to introduce. Instruction using Orchard pre-K curriculum should begin with math and then expand into language arts.

This document will provide pre-K teachers with a guide for specific activities for pre-K students.

The advantage of Orchard is its flexibility. A teacher may specify specific activities within a skill tree so as to exclude activities developmentally inappropriate for 4- year-olds. When using Orchard curriculum, a teacher needs to customize the parameters for each Skill Tree to be sure children are only working with activities appropriate for their skill level.

The following programs and activities described below are appropriate for a pre-K program and will help teachers and directors make curriculum decisions.

Pre-K Math

Data Management and Probability Pre-K-3

Activity: Farm Mix-up

Skills: Sort concrete objects by specific attributes. With assistance, build a graph with 1:1 correspondence.

Geometry Pre-K - 3

Activity: Where Does It Go?

Skills: Identify, sort and classify three-dimensional objects.

Activity: Tidy Time

Skill: Placing objects on shelves using special concept of above, next to, under. Identify colors.

Activity: Match Game

Skill: Compare and find two-dimensional shapes.

Measurement Pre-K - 1

Activity: High Flying Kites

Skills: Match basic shapes.

Activity: Big, Small, Tall, and Short?

Skills: Comparing two objects for differences. Using appropriate comparison vocabulary.

Number Sense Pre-K – 3

Activity: Kitten Fun

Skills: 1:1 correspondence between numbers and objects.

Patterning and Algebra Pre-K – 3

Activity: Button, Button

Skills: Sort and compare objects by one attribute.

Principles of Math Beginning

Counting and Quantity Activities

1. Cardinality

Principle: The last number when counting a set represents the total number in the set.

Skills: Counting by ones 3-10. Concept of total when counting.

2. One-to-One Correspondence

Principle: Each item counted represents one number and counted only once.

Skills: Counting by ones 2-10. Object to number correspondence.

3. Conservation

Principle: The total count of a set remains the same whether they are spread out or close together.

Skills: Counting by ones 4 – 8. Comparing groups of items using more or fewer.

4. Stable Order

Principle: The counting sequence is always the same.

Skills: Counting by ones 3 – 10. Ordering/sequencing numbers.

5. Order Irrelevance

Principle: Counting of a set can begin with any object in the set and the total will be the same.

Skills: Counting by ones 5- 11

6. Abstraction

Principle: Same quantity can be represented by different items.

Skills: Comparing groups of items. Assessing quantities same or different.

Counting by ones 3 – 9.

7. Subitizing

Principle: Recognize the number of objects in a set without counting each object.

Skills: Visualizing numbers 2- 8.

Single Digit: Adding & Subtracting

1. One More Than

Principle: To add one to a number, start at the number and count one by one.

Skills: Adding 1 to numbers 3-9. Adding one using a number line. Adding one to a set.

2. One Less Than

Principle: To take one away from a number, start at the number and count backwards by one.

Skills: Subtracting 1 from numbers 3-10. Subtracting 1 using a number line. Subtracting 1 from a set.

Pre-Emergent Language Arts

Phonemic Awareness A

Edit Parameters: Turn off the timer. Customize the sounds to single letters. Turn off sound to word.

Skills: Sound letter correspondence, sound picture correspondence.

Phonics Sequences A

Edit Parameters: Disable all modules except Alphabet A-M and Alphabet N-Z.

Skills: Letter matching.

Letters, Sounds & Words

Activity: Alphabet Exploration

Skills: Become familiar with printed letters, names of letters.

Activity: Ants Go Marching

Skills: Matching uppercase and lowercase letters.

Reading Links 1

Activity: Before You Read

Skills: Use the pre-reading strategy of predicting what a story is about based on the title.

Emergent Reader Language Arts

Letters, Sounds & Words

Activity: Alphabet Exploration

Skills: Initial sounds.

Activity: Tweet Tweet

Skills: Letters represent sounds, initial sounds, final sounds.

Activity: Swinging Consonants

Skills: Initial consonant sounds.

Phonemic Awareness A

Activity: Consonants

Skills: Recognize that written words are composed of letters that represent sounds.

Pronounce sounds made by the consonants b, c, d, f, g, h, j, l, m, n, p, r, s, t, and w. Recognize the consonants b, c, d, f, g, h, j, l, m, n, p, r, s, t, and w in initial and final sounds of words.

Activity: Difficult Consonants

Skills: Pronounce sounds made by the "difficult" consonants k, v, y, and z. Recognize the "difficult" consonants k, v, y, and z in initial and final sounds of words.

Activity: Long Vowels

Skills: Recognize that written words are composed of letters that represent sounds. Pronounce sounds made by the long vowels: a, e, i, o, u.

Phonics Sequences**Activity: Alphabet A-M**

Skills: Recognize and match letters (a-m) named and displayed to letters on keyboard.

Activity: Alphabet N-Z

Skills: Recognize and match letters (n-z) named and displayed to letters on keyboard.

Activity: Initial Sounds BCD Words

Skills: Associate initial letter sounds of B, C, and D words with the correct letters on the keyboard. Identify a picture representing a word with the initial letter (B, C, or D) named and displayed.

Activity: Initial Sounds FGH Words

Skills: Associate initial letter sounds of F, G, and H words with the correct letters on the keyboard. Identify a picture representing a word with the initial letter (F, G, or H) named and displayed.

Activity: Initial Sounds JKL Words

Skills: Associate initial letter sounds of J, K, and L words with the correct letters on the keyboard. Identify a picture representing a word with the initial letter (J, K, or L) named and displayed.

Activity: Initial Sounds MN Words

Skills: Associate initial letter sounds of M and N words with the correct letters on the keyboard. Identify a picture representing a word with the initial letter (M or N) named and displayed.

Activity: Initial Sounds PQR Words

Skills: Associate initial letter sounds of P, Q, and R words with the correct letters on the keyboard. Identify a picture representing a word with the initial letter (P, Q, or R) named and displayed.

Activity: Initial Sounds STV Words

Skills: Associate initial letter sounds of S, T, and V words with the correct letters on the keyboard. Identify a picture representing a word with the initial letter (S, T, or V) named and displayed.

Activity: Initial Sounds WXZ Words

Skills: Associate initial letter sounds of W, Y, and Z words with the correct letters on the keyboard. Identify a picture representing a word with the initial letter (W, Y, or Z) named and displayed.

Prewriting**Activity: Dinoland – Open House Discovery (Words Have Meaning)**

Skills: Increase vocabulary skills by labeling pictures.

Reading Links 1

Activity: Let's Read the Story!

Skills: Become familiar with letter-sound correspondence and words to build vocabulary (by linking highlighted focus words to their meaning in context).

Activity: Read With Me

Skills: Become familiar with conventions of print such as reading left to right, visual clues, inflection/pronunciation, and rhythm (based on listening to the story being read by a narrator and tracked by highlighting).

Activity: Spell It Right

Skills: Identify correctly spelled sight words.

Reading Links 2

Activity: Find the Answer

Skills: Answer literal comprehension questions by recalling story details and identifying key information.

Early Reader Language Arts

Letters, Sounds & Words

Activity: Cool Pool Rhymes

Skills: Create rhyming words by inserting appropriate beginning letters.

Activity: Climbing Fun

Skills: Create three letter words by clicking on appropriate beginning, middle and end letters.

Phonemic Awareness A

Activity: Consonants

Skills: Use letter-sound relationships for the consonants b, c, d, f, g, h, j, l, m, n, p, r, s, t, and w to correctly identify printed words. Recognize that written words are composed of letters that represent sounds.

Activity: Difficult Consonants

Skills: Associate the "difficult" consonants k, v, y, and z with pictures that represent words containing their sounds. Use letter-sound relationships for the "difficult" consonants k, v, y, and z to correctly identify printed words.

Activity: Long Vowels

Skills: Recognize the long vowels: a, e, i, o, u in initial and final sounds of words. Associate the long vowels: a, e, i, o, u with pictures that represent words containing their sounds. Use letter-sound relationships for the long vowels: a, e, i, o, u to correctly identify printed words.

Activity: Short Vowels

Skills: Pronounce sounds made by the short vowels: a, e, i, o y (e), and y (i).

Recognize the short vowels: a, e, i, o y (e), and y (i) in initial and final sounds of words.

Associate the short vowels: a, e, i, o y (e), and y (i) with pictures that represent words containing their sounds. Use letter-sound relationships for the short vowels: a, e, i, o y (e), and y (i) to correctly identify printed words.

Phonics Sequences**Activity: Initial BCD Words**

Skills: Identify the missing initial letter (B, C, or D) of a word that is spoken and/or represented by a picture. Build sight word vocabulary for words beginning with B, C, or D.

Activity: Initial FGH Words

Skills: Identify the missing initial letter (F, G, or H) of a word that is spoken and/or represented by a picture. Build sight word vocabulary for words beginning with F, G, or H.

Activity: Initial JKL Words

Skills: Identify the missing initial letter (J, K, or L) of a word that is spoken and/or represented by a picture. Build sight word vocabulary for words beginning with J, K, or L.

Activity: Initial MN Words

Skills: Identify the missing initial letter (M or N) of a word that is spoken and/or represented by a picture. Build sight word vocabulary for words beginning with M or N.

Activity: Initial Sounds PQR Words

Skills: Identify the missing initial letter (P, Q, or R) of a word that is spoken and/or represented by a picture. Build sight word vocabulary for words beginning with P, Q, or R.

Activity: Initial Sounds STV Words

Skills: Identify the missing initial letter (S, T, or V) of a word that is spoken and/or represented by a picture. Build sight word vocabulary for words beginning with S, T, or V.

Activity: Initial Sounds WYZ Words

Skills: Identify the missing initial letter (W, Y, or Z) of a word that is spoken and/or represented by a picture. Build sight word vocabulary for words beginning with W, Y, or Z.

Activity: Initial Sounds CH, SH, TH, and WH Words

Skills: Associate initial letter sounds of CH, SH, TH, and WH words with the correct letters on the keyboard. Identify a picture representing a word with the initial letters (CH, SH, TH, or WH) named and displayed. Identify the missing initial letters (CH, SH, TH, or WH) of a word that is spoken and/or represented by a picture. Build sight word vocabulary for words beginning with CH, SH, TH, or WH.

Activity: Final Sounds BDG words

Skills: Associate final letter sounds of B, D, and G words with the correct letters on the keyboard. Identify a picture representing a word with the final letter (B, D, or G) named and displayed.

Prewriting

Activity: Dinoland - Up, Up, and Away (Unfamiliar Words)

Skills: Increase vocabulary skills by selecting words that describe pictures.

Activity: Carousel - Tell Me a Story

Skills: Organize ideas in a logical sequence using a graphic organizer.

Reading Links 1

Activity: Before You Read

Skills: Build sight word vocabulary skills (by identifying matching focus words from the story).

Activity: Let's Read the Story!

Skills: Build sight word vocabulary skills and become familiar with conventions of reading such as inflection/pronunciation, and rhythm (based on listening to a story being read by a narrator with focus words highlighted).

Activity: You Can Read Too!

Skills: Read aloud printed words. Answer questions based on literal comprehension of story.

Activity: Fill in the Blank

Skills: Use context clues to identify appropriate sight words to complete a sentence.

Activity: Stretch Your Mind

Skills: Use prior knowledge and imagination to answer an open-ended question based on the story read (if any of these comprehension skills require work processing then NA).

Activity: Survey

Skills: Express opinions about a story read, answer yes/no questions about a story read, and reflect on one's own ability to read the story fluently.

Reading Links 2

Activity: Fill in the Blank

Skills: Use context clues to identify appropriate sight words to complete a sentence.

Activity: Spell It Right

Skills: Identify correctly spelled sight words.

Activity: Speed Test

Skills: Practice sight word spelling.

Activity: Stretch Your Mind

Skills: Use prior knowledge and imagination to answer an open-ended question based on the story read.

Activity: Survey

Skills: Express opinions about a story read, answer yes/no questions about a story read, and reflect on one's own ability to read the story fluently.

Spelling Buzz Beginning

Activity: Grade PreK- Short A sound

Skills: Correctly spell grade-appropriate words with the short a sound (all spelling needs to be CVC words).

Activity: Grade PreK- Short A sound

Skills: Become familiar with words having the short a sound.

Activity: Grade PreK- Short A sound

Skills: Type the correct spellings of words with the short a sound.

Activity: Grade PreK- Short A sound

Skills: Recognize in sentence context spellings of words with the short a sound.

Activity: Grade PreK- Short E sound

Skills: Correctly spell grade-appropriate words with the short e sound.

Activity: Grade PreK- Short I sound

Skills: Correctly spell grade-appropriate words with the short i sound.

Activity: Grade PreK- Short O sound

Skills: Correctly spell grade-appropriate words with the short o sound.

Activity: Grade PreK- Short U Sound

Skills: Correctly spell grade-appropriate words with the short u sound.

Activity: Grade PreK- Long A Sound

Skills: Correctly spell grade-appropriate words with the long a sound.

Activity: Grade PreK- Long E Sound

Skills: Correctly spell grade-appropriate words with the long e sound.

Activity: Grade PreK- Long I Sound

Skills: Type the correct spellings of words with the long i sound.

Activity: Grade PreK- Long O sound

Skills: Correctly spell grade-appropriate words with the long o sound.

Activity: Grade PreK- Contains "U"

Skills: Correctly spell grade-appropriate words that contain "u."

Vocabulary Builder

Activity: Word Preview

Skills: Become familiar with word spellings, pronunciations, and correct use in a sentence.

Skill Tree Name	Tree #	Segment Name	Subject	PreK	K	1	2	3	Objectives/Skills
Data Management and Probability	90MC	Pick a Toy	Math		x				Organize data by attribute, construct a picture graph, and interpret (compare) the data
Data Management and Probability	90MC	Farm Mix Up	Math	x					Organize data by attribute and construct a picture graph
Data Management and Probability	90MC	Fibonacci's Ark	Math			x			Organize data by attribute, construct a picture graph, and interpret (compare) the data
Data Management and Probability	90MC	Graphing Toys	Math			x			Count survey results, construct a 2-column tally chart, and interpret (compare) the data
Data Management and Probability	90MC	Flying Spinners	Math				x		Record data from a simple experiment in a 3-column tally chart and interpret (compare) the data
Data Management and Probability	90MC	Class Favorites	Math				x		Organize data by attribute, construct a 3-column tally chart, and interpret (compare) the data
Data Management and Probability	90MC	Spinning Spinners	Math				x		Record data from a simple experiment in a 4-column tally chart and interpret (compare) the data
Data Management and Probability	90MC	Marble Madness	Math				x		Organize data by attribute and construct a picture graph
Data Management and Probability	90MC	Colorful Spinners	Math					x	Record data from a simple experiment in a 6-column tally chart and interpret (compare) the data
Data Management and Probability	90MC	What's Your Game?	Math					x	Record survey results in a 5-column bar graph and interpret (compare) the data
Data Management and Probability	90MC	Graphing Games	Math					x	Construct and label a 5-column bar graph
Data Management and Probability	90MC	More Marble Madness	Math					x	Organize objects by attribute using a Venn diagram
Data Management and Probability	90MC	Where Does It Go?	Math		x				Classify everyday objects by their 3-dimensional shape
Data Management and Probability	90MC	Magic Shapes	Math		x				Use critical thinking to create a pattern with shapes
Data Management and Probability	90MC	Card Match	Math	x					Compare images of various 2-dimensional shapes to identify matching shapes
Data Management and Probability	90MC	Where Does It Go?	Math			x			Classify everyday objects by their 3-dimensional shape
Data Management and Probability	90MC	3-D Match	Math			x			Compare images of various 3-dimensional shapes to identify matching shapes
Data Management and Probability	90MC	Homes of Different Shapes	Math			x			Match 2-dimensional shapes with pictures of homes of different shapes
Data Management and Probability	90MC	Pictures From the Farm	Math				x		Match symmetrical halves of images by color, size and pattern
Data Management and Probability	90MC	Neighborhood	Math				x		Match 3-dimensional shapes with pictures of homes of different shapes
Data Management and Probability	90MC	In the Gym	Math				x		Identify flips, slides, and turns with a silhouette
Data Management and Probability	90MC	Let's Fold	Math				x		Place a line of symmetry on a 2-dimensional shape
Data Management and Probability	90MC	Name that Solid	Math				x		Identify the names of common 3-dimensional solids
Data Management and Probability	90MC	Solids	Math				x		Identify 3-dimensional solids by their description (number of faces, edges, vertices)
Data Management and Probability	90MC	Exploring Solids	Math				x		Match 3-dimensional solids with their description (number of faces, edges, vertices)
Data Management and Probability	90MC	Neighborhood	Math					x	Match 3-dimensional shapes with pictures of homes of different shapes
Data Management and Probability	90MC	Poster Making	Math					x	Identify flips, slides, and turns with 4-color squares
Data Management and Probability	90MC	Let's Fold	Math					x	Place a line of symmetry on a 2-dimensional shape
Data Management and Probability	90MC	More Exploring Solids	Math					x	Identify 3-dimensional solids by their description (number of faces, edges, vertices)
Data Management and Probability	90MC	Leaping Lizards	Math	x					Order three objects from shortest to longest

Skill Tree Name	Tree #	Segment Name	Subject	PreK	K	1	2	3	Objectives/Skills
Measurement	87MC	Big, Small, Tall, or Short?	Math	X	X				Compare two objects by size, using the terms "bigger," "shorter," "taller," or "shorter"
Measurement	87MC	Flying High Shapes	Math	X	X				Match 2-dimensional shapes by covering one with another
Measurement	87MC	Pencil Prints	Math	X	X				Measure perimeter using non-standard units
Measurement	87MC	Zooming Off	Math		X				Identify the best non-standard unit to measure a distance
Measurement	87MC	Tick Tock Clock	Math			X			Read an analog clock and tell time in half-hour increments
Measurement	87MC	Magic Money Crane	Math			X			Identify combinations of coins that equal money amounts up to ten cents
Measurement	87MC	More Leaping Lizards	Math			X			Order five objects from shortest to longest
Measurement	87MC	Big, Small, Tall, or Short?	Math			X			Compare two objects by size, using the terms "bigger," "shorter," "taller," or "shorter"
Measurement	87MC	Cover Up	Math			X			Measure area using non-standard units
Measurement	87MC	Gumball Drop	Math			X			Estimate by inferring multiplication and division patterns
Measurement	87MC	Pencil Prints	Math			X			Measure perimeter using non-standard units
Measurement	87MC	Going Up, Going Down	Math			X			Match a thermometer showing Fahrenheit temperature to a scene of a daily activities
Measurement	87MC	Balancing Act	Math			X			Measure mass using non-standard units
Number Sense	85MC	Dino Land	Math			X			Estimate and count the number of objects in a set
Number Sense	85MC	Let's Go Fishing	Math			X			Create a set of objects that contains more, less, or the same number as the given set
Number Sense	85MC	Surprise Bags	Math			X			Estimate quantity
Number Sense	85MC	Kitten Fun	Math	X	X				Demonstrate one-to-one correspondence between numbers and objects
Number Sense	85MC	Rings	Math			X			Estimate and count by 1s, 2s, 5s, and 10s
Number Sense	85MC	Making a Game Board	Math			X			Read and order numbers to one hundred
Number Sense	85MC	Memory Game	Math			X			Match written numbers to numerals up to ten
Number Sense	85MC	Leap Frog	Math			X			Subtract from ten by counting backwards on a number line
Number Sense	85MC	Bee Hive	Math			X			Count objects to 30, showing one-to-one correspondence
Number Sense	85MC	Soldier Count	Math			X			Match numerals with ordinal numbers from first to tenth
Number Sense	85MC	Mixed Up Houses	Math			X			Compare and order whole numbers to fifty
Number Sense	85MC	Magic Marbles	Math			X			Estimate quantity and count by 10s
Number Sense	85MC	Finger Painting Fun	Math			X			Use a number line to order whole numbers to fifty
Number Sense	85MC	Visitors from Another World	Math			X			Count by 5s to generate the next numbers in a pattern
Number Sense	85MC	Super Memory Game	Math			X			Match written numbers to numerals up to twenty
Number Sense	85MC	Calendar Fun	Math			X			Match numerals with ordinal numbers from first to thirty-first
Number Sense	85MC	Mixed Up Condos	Math			X			Compare and order whole numbers to one hundred
Number Sense	85MC	Bubbles	Math			X			Round numbers to the nearest ten
Number Sense	85MC	Sliding Numbers	Math			X			Use critical thinking to compare and order whole numbers to one hundred
Number Sense	85MC	Pee-Wee Marbles	Math			X			Estimate quantity and count by 100s
Number Sense	85MC	Visitors from Another World	Math			X			Count by 1s, 2s, 5s, and 10s to generate the next numbers in a pattern
Number Sense	85MC	More Super Memory Game	Math			X			Match written numbers to numerals up to one hundred
Number Sense	85MC	Space Station	Math			X			Compare and order whole numbers to one thousand

Skill Tree Name	Tree #	Segment Name	Subject	PreK	K	1	2	3	Objectives/Skills
Number Sense	85MC	Jumbo Bubbles	Math				x	x	Round whole numbers to the nearest hundred
Number Sense	85MC	More Sliding Numbers	Math				x	x	Use critical thinking to compare and order whole numbers to one thousand
Number Sense	86MC	Teddy Bear Match Up	Math		x				Create a set of objects that contains the same amount as the given set
Number Sense	86MC	Jump Frog Jump	Math		x				Add two sets of objects
Number Sense	86MC	Ships Ahoy	Math			x			Build addition and subtraction equations
Number Sense	86MC	Magic Numbers	Math			x			Use critical thinking and addition facts to 6 (to place numbers into triangle so that the sums on each side are equal)
Number Sense	86MC	More Teddy Bear Match Up	Math		x				Create a set of objects that contains the same amount as the given set
Number Sense	86MC	Balloons for Sale	Math		x				Add coins to equal amounts up to ten cents
Number Sense	86MC	Spider Web	Math		x				Build addition equations
Number Sense	86MC	Magic Triangle	Math				x		Use critical thinking and addition facts to 18 (to place numbers into triangle so that the sums on each side are equal)
Number Sense	86MC	Bouncy Balls	Math				x		Add coins to equal amounts up to one dollar
Number Sense	86MC	Racing Speed Boats	Math				x		Build addition and subtraction equations with sums up to 18
Number Sense	86MC	Shoot and Score	Math				x		Add 2-digit numbers vertically
Number Sense	86MC	Sharing Marbles	Math				x		Divide a given number of objects by sharing
Number Sense	86MC	Magic Square	Math					x	Use critical thinking and addition facts to 18 (to place numbers into square so that the sums on each side, and diagonal, are equal)
Number Sense	86MC	Pirate Ships	Math				x		Build addition and subtraction equations with sums up to 18
Number Sense	86MC	Race to 1000	Math				x		Estimate and add 3-digit numbers with sums up to one thousand
Number Sense	86MC	How Many?	Math				x		Use visual aids to solve multiplication and division problems
Number Sense	86MC	Loot Bags	Math					x	Add money amounts up to one dollar
Patterning and Algebra	91MC	Button, Button	Math			x			Sort objects using a given attribute
Patterning and Algebra	91MC	Toy Store Border	Math		x				Complete a pattern using pictures, numbers, and letters
Patterning and Algebra	91MC	Domino Action	Math		x				Recognize similar attributes to create a pattern
Patterning and Algebra	91MC	Seeing Patterns	Math				x		Complete a pattern using shapes, pictures, and numbers
Patterning and Algebra	91MC	Marble Match Up	Math				x		Sort objects using a given attribute
Patterning and Algebra	91MC	Button Jars	Math				x		Sort and classify 2-dimensional shapes by attribute
Patterning and Algebra	91MC	Bubbling Patterns	Math				x		Recognize and complete number patterns
Patterning and Algebra	91MC	Domino Action	Math				x		Recognize similar attributes to create a pattern
Patterning and Algebra	91MC	Looking for Patterns	Math				x		Complete a pattern using shapes, pictures, and numbers
Patterning and Algebra	91MC	Patterns in the 100 Chart	Math				x		Identify counting patterns in the hundreds chart
Patterning and Algebra	91MC	Sorting Marbles	Math				x		Sort objects by two attributes (color and pattern)
Patterning and Algebra	91MC	Bouncing Buttons	Math				x		Sort objects by shape and color
Patterning and Algebra	91MC	Bubble Machine	Math				x		Recognize and complete number patterns
Patterning and Algebra	91MC	Domino Action	Math				x		Recognize similar attributes to create a pattern
Patterning and Algebra	91MC	Where's The Pattern?	Math				x		Complete a pattern using shapes, pictures, and numbers

Skill Tree Name	Tree #	Segment Name	Subject	PreK	K	1	2	3	Objectives/Skills
Patterning and Algebra	911MC	More Patterns in the 100 Chart	Math				x		Identify counting patterns in the hundreds chart
Patterning and Algebra	911MC	Pattern Puzzles	Math					x	Identify number patterns with two changing attributes
Patterning and Algebra	911MC	Domino Action	Math					x	Recognize similar attributes to create a pattern
Patterning and Algebra	911MC	Exploring Patterns	Math					x	Complete a pattern using shapes, pictures, and numbers
Principles of Math	212MC	Counting and Quantity	Math	x					Match objects by one-to-one correspondence
Principles of Math	212MC	Single Digit Add and Sub	Math		x				Recognize numerals from 1 to 10
Principles of Math	212MC	Single Digit Add and Sub	Math			x			Read in words whole numbers up to 10
Principles of Math	212MC	Single Digit Add and Sub	Math			x			Demonstrate the concept of "conservation of number"
Principles of Math	212MC	Single Digit Add and Sub	Math			x			Relate numbers to the anchors of 5 and 10
Principles of Math	212MC	Single Digit Add and Sub	Math			x			Compose and decompose numbers up to 20
Principles of Math	212MC	Single Digit Add and Sub	Math						Demonstrate the concept of one-to-one correspondence between numbers and objects when counting
Principles of Math	212MC	Single Digit Add and Sub	Math			x			Count forward by 1s, 2s, and 5s
Principles of Math	212MC	Single Digit Add and Sub	Math			x			Solve a variety of problems involving adding and subtracting whole numbers up to 20
Principles of Math	212MC	Single Digit Add and Sub	Math						Locate whole numbers on a number line
Principles of Math	212MC	Single Digit Add and Sub	Math						Determine the ten that is nearest to a given two-digit number
Principles of Math	212MC	Single Digit Add and Sub	Math				x		Locate whole numbers up to 50 on a number line
Principles of Math	212MC	Single Digit Add and Sub	Math				x		Solve problems involving the adding and subtracting of two-digit numbers
Principles of Math	212MC	Single Digit Add and Sub	Math				x		Represent and explain multiplying as the combining of equal groups
Principles of Math	212MC	Single Digit Add and Sub	Math					x	Represent and explain dividing as the sharing of a quantity equally
Principles of Math	212MC	Single Digit Add and Sub	Math					x	Identify and represent the value of a digit in a number according to its position in the number
Principles of Math	212MC	Single Digit Add and Sub	Math					x	Solve problems involving the adding and subtracting of two-digit numbers using a variety of mental strategies
Principles of Math	212MC	Single Digit Add and Sub	Math					x	Solve real-life problems that relate to whole numbers
Principles of Math	212MC	Single Digit Add and Sub	Math					x	Relate multiplying of one-digit numbers and dividing by one-digit divisors to real-life situations
Principles of Math	212MC	Single Digit Add and Sub	Math					x	Multiply up to 9 by 9 and divide up to 81 by 9 using a variety of mental strategies

Skill Tree Name	Tree #	Segment Name	Segment #	Subject	PreK	1	2	3	Objectives/Skills	Pre-emergent Reader	Emergent reader	Early Reader	NA
Letters, Sounds, and Words	211CC	Playground- Alphabet Exploration	A1	LA	X				Become familiar with printed letters, names of letters, and letter sounds (This could be separated)	X	X		
Letters, Sounds, and Words	211CC	Playground- The Ants Go Marching	A2	LA	X				Identify corresponding capital and lowercase letters	X			
Letters, Sounds, and Words	211CC	Playground- Tweet, Tweet! (Consonant Sounds)	A3	LA	X				Identify pictures that begin with a specific consonant		X		
Letters, Sounds, and Words	211CC	Playground- Swinging	A4	LA	X				Associate consonants with their sounds and with pictures that begin with those consonants		X		
Letters, Sounds, and Words	211CC	Playground- Cool Pool Rhymes	A5	LA	X				Create rhyming words by inserting appropriate beginning letters			X	
Letters, Sounds, and Words	211CC	Playground- Climbing Fun	A6	LA	X				Create three letter words by clicking on appropriate beginning, middle and end letters			X	
Letters, Sounds, and Words	211CC	Picnic Time- Home Tweet Home	B1	LA		X			Complete words represented by pictures by inserting the appropriate short vowel sound				
Letters, Sounds, and Words	211CC	Picnic Time- A Vowel Picnic	B2	LA		X			Complete words represented by pictures by inserting the appropriate short vowel sound				
Letters, Sounds, and Words	211CC	Picnic Time- Keyboard Artist	B3	LA		X			Type capital letters on the keyboard				
Letters, Sounds, and Words	211CC	Picnic Time- Itsy-Bitsy Rhymes	B4	LA		X			Identify words that rhyme with given words				
Letters, Sounds, and Words	211CC	Picnic Time- Itsy-Bitsy Rhymes	B4	LA		X			Create rhyming words by inserting appropriate beginning letters				
Letters, Sounds, and Words	211CC	Picnic Time- Water Game	B5	LA		X			Create words by typing beginning and ending consonant blends to replace other beginning and ending sounds				
Letters, Sounds, and Words	211CC	Picnic Time- Target Practice	B6	LA		X			Use sentence context clues to complete words with missing letters				
Letters, Sounds, and Words	211CC	Water Fun- A Tweet Bird Retreat (Long Vowels)	C1	LA			X		Complete words with missing letters that represent long vowel sounds				
Letters, Sounds, and Words	211CC	Water Fun- Making Music	C2	LA			X		Practice keyboarding				
Letters, Sounds, and Words	211CC	Water Fun- Playing With Digraphs	C3	LA			X		Identify digraphs that match the initial sound of a spoken word and picture				

Skill Tree Name	Tree #	Segment Name	Segment #	Subject	PreK	1	2	3	Objectives/Skills	Pre-emergent Reader	Emergent reader	Early Reader	NA
Letters, Sounds, and Words	211CC	Water Fun- Bubbles (Blended Vowel Sounds)	C4	LA			X		Associate vowel blends (including diphthongs) with their sounds and words containing the blends au, aw, ou, oy, oi, ew, and ow				
Letters, Sounds, and Words	211CC	Water Fun- Barrel Roll	C5	LA			X		Use sentence context clues to complete words with missing letters				
Parts of Speech & Sentences	195CC	Little Fish: Going to the Movies -Word Patterns	A1	LA		X			Use predictable word patterns to determine the meaning of sentences				
Parts of Speech & Sentences	195CC	Simple Sentences	A2	LA		X			Compose coherent, simple sentences				
Parts of Speech & Sentences	195CC	Little Fish: Simon Says Write - Sentence Structure	A3	LA		X			Identify correct use of the negative				
Parts of Speech & Sentences	195CC	Sea Creatures-Timber	B1	LA			X		Identify a noun as person, place, or thing				
Parts of Speech & Sentences	195CC	Wild Creatures- What's in a Name? (Nouns)	B2	LA			X		Complete sentences				
Parts of Speech & Sentences	195CC	Sea Creatures-Lights! Camera! Action (Sentence Structure)	B3	LA			X		Begin to write more elaborate sentences by inserting adjectives into given sentences				
Parts of Speech & Sentences	195CC	Wild Creatures- Exactly What Does it Look Like?	B4	LA			X		Select adjectives to enhance sentences				
Parts of Speech & Sentences	195CC	Wild Creatures- Adjective Adventure	B5	LA			X		Begin to write more elaborate sentences by inserting adjectives and adverbs into given sentences				
Parts of Speech & Sentences	195CC	Sea Creatures- The Story Teller	B6	LA			X		Connect words				
Parts of Speech & Sentences	195CC	Up	B7	LA			X		Become familiar with simple (short) and compound (long) sentences				
Parts of Speech & Sentences	195CC	Sea Creatures- Sing a Song of Sentences	B8	LA			X		Identify sentences as statements, questions, exclamations, or commands				
Parts of Speech & Sentences	195CC	Sea Creatures- Sing a Song of Sentences	B8	LA			X		Recognize that written words are composed of letters that represent sounds		X		
Phonemic Awareness	795B	Consonants	A1	LA	X	X			Pronounce sounds made by the consonants b, c, d, f, g, h, j, l, m, n, p, r, s, t, and w		X		
Phonemic Awareness	795B	Consonants	A1	LA	X	X			Pronounce sounds made by the consonants b, c, d, f, g, h, j, l, m, n, p, r, s, t, and w		X		

Skill Tree Name	Tree #	Segment Name	Segment #	Subject	PreK	1	2	3	Objectives/Skills	Pre-emergent Reader	Emergent reader	Early Reader	NA
Phonemic Awareness	79SB	Consonants	A1	LA	X	X			Associate the consonants b, c, d, f, g, h, j, l, m, n, p, r, s, t, and w with pictures that represent words containing their sounds	X			
Phonemic Awareness	79SB	Consonants	A1	LA	X	X			Use letter-sound relationships for the consonants b, c, d, f, g, h, j, l, m, n, p, r, s, t, and w to correctly identify printed words			X	
Phonemic Awareness	79SB	Difficult Consonants	A2	LA	X	X			Recognize that written words are composed of letters that represent sounds			X	
Phonemic Awareness	79SB	Difficult Consonants	A2	LA	X	X			Pronounce sounds made by the "difficult" consonants k, v, y, and z		X		
Phonemic Awareness	79SB	Difficult Consonants	A2	LA	X	X			Recognize the "difficult" consonants k, v, y, and z in initial and final sounds of words		X		
Phonemic Awareness	79SB	Difficult Consonants	A2	LA	X	X			Associate the "difficult" consonants k, v, y, and z with pictures that represent words containing their sounds			X	
Phonemic Awareness	79SB	Difficult Consonants	A2	LA	X	X			Use letter-sound relationships for the "difficult" consonants k, v, y, and z to correctly identify printed words			X	
Phonemic Awareness	79SB	Long Vowels	A3	LA	X	X			Recognize that written words are composed of letters that represent sounds		X		
Phonemic Awareness	79SB	Long Vowels	A3	LA	X	X			Pronounce sounds made by the long vowels: a, e, i, o, u		X		
Phonemic Awareness	79SB	Long Vowels	A3	LA	X	X			Recognize the long vowels: a, e, i, o, u in initial and final sounds of words			X	
Phonemic Awareness	79SB	Long Vowels	A3	LA	X	X			Associate the long vowels: a, e, i, o, u with pictures that represent words containing their sounds			X	

Skill Tree Name	Tree #	Segment Name	Segment #	Subject	PreK	1	2	3	Objectives/Skills	Pre-emergent Reader	Emergent reader	Early Reader	NA
Phonemic Awareness	79SBB	Long Vowels	A3	LA	X	X			Use letter-sound relationships for the long vowels: a, e, i, o, u to correctly identify printed words			X	
Phonemic Awareness	79SBB	Short Vowels	A4	LA	X	X			Recognize that written words are composed of letters that represent sounds (Same as line 37)				
Phonemic Awareness	79SBB	Short Vowels	A4	LA	X	X			Pronounce sounds made by the short vowels: a, e, i, o y (e), and y (i)			X	
Phonemic Awareness	79SBB	Short Vowels	A4	LA	X	X			Recognize the short vowels: a, e, i, o y (e), and y (i) in initial and final sounds of words			X	
Phonemic Awareness	79SBB	Short Vowels	A4	LA	X	X			Associate the short vowels: a, e, i, o y (e), and y (i) with pictures that represent words containing their sounds			X	
Phonemic Awareness	79SBB	Short Vowels	A4	LA	X	X			Use letter-sound relationships for the short vowels: a, e, i, o y (e), and y (i) to correctly identify printed words			X	
Phonemic Awareness	79SBB	Consonant Digraphs	A5	LA	X	X			Recognize that written words are composed of letters that represent sounds (Same as line 37)				
Phonemic Awareness	79SBB	Consonant Digraphs	A5	LA	X	X			Pronounce sounds made by the consonant digraphs: ch, sh, th, th				X
Phonemic Awareness	79SBB	Consonant Digraphs	A5	LA	X	X			Recognize the consonant digraphs: ch, sh, th, th in initial and final sounds of words				X
Phonemic Awareness	79SBB	Consonant Digraphs	A5	LA	X	X			Associate the consonant digraphs: ch, sh, th, th with pictures that represent words containing their sounds				X
Phonemic Awareness	79SBB	Consonant Digraphs	A5	LA	X	X			Use letter-sound relationships for the consonant digraphs: ch, sh, th, th to correctly identify printed words				X

Skill Tree Name	Tree #	Segment Name	Segment #	Subject	PreK	1	2	3	Objectives/Skills	Pre-emergent Reader	Emergent reader	Early Reader	NA
Phonemic Awareness	79SB	Phoneme Word Families	A6	LA	X	X			Recognize that written words are composed of letters that represent sounds				X
Phonemic Awareness	79SB	Phoneme Word Families	A6	LA	X	X			Pronounce sounds made by the phoneme word families: at, an, ap, ack, ake, all, en, et, ell, in, ill, ick, ice, ight, ot, op, ock, one, un, ug, ub, ut, ute in initial and final sounds of words (these should be divided)			X	X
Phonemic Awareness	79SB	Phoneme Word Families	A6	LA	X	X			Recognize the phoneme word families: at, an, ap, ack, ake, all, en, et, ell, in, ill, ick, ice, ight, ot, op, ock, one, un, ug, ub, ut, ute in initial and final sounds of words (these should be divided)			X	X
Phonemic Awareness	79SB	Phoneme Word Families	A6	LA	X	X			Associate the phoneme word families: at, an, ap, ack, ake, all, en, et, ell, in, ill, ick, ice, ight, ot, op, ock, one, un, ug, ub, ut, ute with pictures that represent words containing their sounds (these should be divided)			X	X
Phonemic Awareness	79SB	Phoneme Word Families	A6	LA	X	X			Use letter-sound relationships for the phoneme word families: at, an, ap, ack, ake, all, en, et, ell, in, ill, ick, ice, ight, ot, op, ock, one, un, ug, ub, ut, ute to correctly identify printed words (these should be divided)			X	X
Phonics Sequences	169SB	Alphabet A-M	A1	LA	X	X			Recognize and match letters (a-n) named and displayed to letters on keyboard		X		
Phonics Sequences	169SB	Alphabet N-Z	A2	LA	X	X			Recognize and match letters (n-z) named and displayed to letters onkeyboard		X		
Phonics Sequences	169SB	Initial Sounds BCDwords	A3	LA	X	X			Identify a picture representing a word with the initial letter (B, C, or D) named and displayed		X		
Phonics Sequences	169SB	Initial Sounds BCD words	A3	LA	X	X			Identify a picture representing a word with the initial letter (B, C, or D) named and displayed		X		

Skill Tree Name	Tree #	Segment Name	Segment #	Subject	PreK	1	2	3	Objectives/Skills	Pre-emergent Reader	Emergent reader	Early Reader	NA
Phonics Sequences	169SB	Initial Sounds BCD words	A3	LA	x	x			letter (B, C, or D) of a word Build sight word vocabulary for words beginning with B, C, or D			x	
Phonics Sequences	169SB	Initial Sounds BCD words	A3	LA	x	x			Associate initial letter sounds of F, G, and H words with the correct letters on the keyboard	x		x	
Phonics Sequences	169SB	Initial Sounds FGH words	A4	LA	x	x			Identify a picture representing a word with the initial letter (F, G, or H) named and displayed	x			
Phonics Sequences	169SB	Initial Sounds FGH words	A4	LA	x	x			Identify the missing initial letter (F, G, or H) of a word that is spoken and/or represented by a picture			x	
Phonics Sequences	169SB	Initial Sounds FGH words	A4	LA	x	x			Build sight word vocabulary for words beginning with F, G, or H				x
Phonics Sequences	169SB	Initial Sounds JKL words	A5	LA	x	x			Associate initial letter sounds of J, K, and L words with the correct letters on the keyboard	x			
Phonics Sequences	169SB	Initial Sounds JKL words	A5	LA	x	x			Identify a picture representing a word with the initial letter (J, K, or L) named and displayed		x		
Phonics Sequences	169SB	Initial Sounds JKL words	A5	LA	x	x			Build sight word vocabulary for words beginning with J, K, or L			x	
Phonics Sequences	169SB	Initial Sounds MN words	A6	LA	x	x			Associate initial letter sounds of M and N words with the correct letters on the keyboard	x			
Phonics Sequences	169SB	Initial Sounds MN words	A6	LA	x	x			Identify a picture representing a word with the initial letter (M or N) named and displayed	x			
Phonics Sequences	169SB	Initial Sounds MN words	A6	LA	x	x			Identify the missing initial letter (M or N) of a word that is spoken and/or represented by a picture			x	
Phonics Sequences	169SB	Initial Sounds MN words	A6	LA	x	x			Build sight word vocabulary for words beginning with M or N				x

Skill Tree Name	Tree #	Segment Name	Segment #	Subject	PreK	1	2	3	Objectives/Skills	Pre-emergent Reader	Emergent reader	Early Reader	NA
Phonics Sequences	169SB	Initial Sounds PQR words	A7	LA	x	x			Associate initial letter sounds of P, Q, and R words with the correct letters on the keyboard		x		
Phonics Sequences	169SB	Initial Sounds PQR words	A7	LA	x	x			Identify a picture representing a word with the initial letter (P, Q, or R) named and displayed			x	
Phonics Sequences	169SB	Initial Sounds PQR words	A7	LA	x	x			Build sight word vocabulary for words beginning with P, Q, or R			x	
Phonics Sequences	169SB	Initial Sounds STV words	A8	LA	x	x			Associate initial letter sounds of S, T, and V words with the correct letters on the keyboard		x		
Phonics Sequences	169SB	Initial Sounds STV words	A8	LA	x	x			Identify a picture representing a word with the initial letter (S, T, or V) named and displayed			x	
Phonics Sequences	169SB	Initial Sounds STV words	A8	LA	x	x			Build sight word vocabulary for words beginning with S, T, or V			x	
Phonics Sequences	169SB	Initial Sounds WYZ words	A9	LA	x	x			Associate initial letter sounds of W, Y, and Z words with the correct letters on the keyboard		x		
Phonics Sequences	169SB	Initial Sounds WYZ words	A9	LA	x	x			Identify a picture representing a word with the initial letter (W, Y, or Z) named and displayed			x	
Phonics Sequences	169SB	Initial Sounds WYZ words	A9	LA	x	x			Identify the missing initial letter (W, Y, or Z) of a word that is spoken and/or represented by a picture			x	
Phonics Sequences	169SB	Initial Sounds WYZ words	A9	LA	x	x			Build sight word vocabulary for words beginning with W, Y, or Z			x	
Phonics Sequences	169SB	Initial Sounds CH, SH, TH, WH words	A10	LA	x	x			Associate initial letter sounds of CH, SH, TH, and WH words with the correct letters on the keyboard			x	
Phonics Sequences	169SB	Initial Sounds CH, SH, TH, WH words	A10	LA	x	x			Identify a picture representing a word with the initial letters (CH, SH, TH, or WH) named and displayed			x	

Skill Tree Name	Tree #	Segment Name	Segment #	Subject	PreK	1	2	3	Objectives/Skills	Pre-emergent Reader	Emergent reader	Early Reader	NA
Phonics Sequences	169SB	Initial Sounds CH, SH, TH, WH words	A10	LA	x	x			Identify the missing initial letters (CH, SH, TH, or WH) of a word that is spoken and/or represented by a picture			x	
Phonics Sequences	169SB	Initial Sounds CH, SH, TH, WH words	A10	LA	x	x			Build sight word vocabulary for words beginning with CH, SH, TH, or WH			x	
Phonics Sequences	169SB	Final Sounds BDG words	A11	LA	x	x			Associate final letter sounds of B, D, and G words with the correct letters on the keyboard			x	
Phonics Sequences	169SB	Final Sounds BDG words	A11	LA	x	x			Identify a picture representing a word with the final letter (B, D, or G) named and displayed				x
Phonics Sequences	169SB	Final Sounds BDG words	A11	LA	x	x			Build sight word vocabulary for words ending with B, D, or G				x
Phonics Sequences	169SB	Final Sounds MN words	A12	LA	x	x			Associate final letter sounds of M and N words with the correct letters on the keyboard				x
Phonics Sequences	169SB	Final Sounds MN words	A12	LA	x	x			Identify a picture representing a word with the final letter (M or N) named and displayed				x
Phonics Sequences	169SB	Final Sounds MN words	A12	LA	x	x			Identify the missing final letter (M or N) of a word that is spoken and/or represented by a picture				x
Phonics Sequences	169SB	Final Sounds MN words	A12	LA	x	x			Build sight word vocabulary for words ending with M or N				x
Phonics Sequences	169SB	Final Sounds PRS words	A13	LA	x	x			Associate final letter sounds of P, R, and S words with the correct letters on the keyboard				x
Phonics Sequences	169SB	Final Sounds PRS words	A13	LA	x	x			Identify a picture representing a word with the final letter (P, R, or S) named and displayed				x
Phonics Sequences	169SB	Final Sounds PRS words	A13	LA	x	x			Build sight word vocabulary for words ending with P, R, or S				x

Skill Tree Name	Tree #	Segment Name	Segment #	Subject	PreK	1	2	3	Objectives/Skills	Pre-emergent Reader	Emergent reader	Early Reader	NA
Phonics Sequences	169SB	Final Sounds TX words	A14	LA	X	X			Associate final letter sounds of T and X words with the correct letters on the keyboard				X
Phonics Sequences	169SB	Final Sounds TX words	A14	LA	X	X			Identify a picture representing a word with the final letter (T or X) named and displayed				X
Phonics Sequences	169SB	Final Sounds TX words	A14	LA	X	X			Identify the missing final letter (T or X) of a word that is spoken and/or represented by a picture				X
Phonics Sequences	169SB	Final Sounds TX words	A14	LA	X	X			Build sight word vocabulary for words ending with T or X				X
Phonics Sequences	169SB	Final Sounds CH, CK, LL, MP Words	A15	LA	X	X			Associate final letter sounds of CH, CK, LL, and MP words with the correct letters on the keyboard				X
Phonics Sequences	169SB	Final Sounds CH, CK, LL, MP Words	A15	LA	X	X			Identify a picture representing a word with the final letters (CH, CK, LL, or MP) named and displayed				X
Phonics Sequences	169SB	Final Sounds CH, CK, LL, MP Words	A15	LA	X	X			Identify the missing final letters (CH, CK, LL, or MP) of a word that is spoken and/or represented by a picture				X
Phonics Sequences	169SB	Final Sounds CH, CK, LL, MP Words	A15	LA	X	X			Build sight word vocabulary for words ending with CH, CK, LL, or MP				X
Phonics Sequences	169SB	Final Sounds ND, NG, NK, SH, TH Words	A16	LA	X	X			Associate final letter sounds of ND, NG, NK, SH, and TH words with the correct letters on the keyboard				X
Phonics Sequences	169SB	Final Sounds ND, NG, NK, SH, TH Words	A16	LA	X	X			Identify a picture representing a word with the final letters (ND, NG, NK, SH, or TH) named and displayed				X
Phonics Sequences	169SB	Final Sounds ND, NG, NK, SH, TH Words	A16	LA	X	X			Identify the missing final letters (ND, NG, NK, SH, or TH) of a word that is spoken and/or represented by a picture				X

Skill Tree Name	Tree #	Segment Name	Segment #	Subject	PreK	1	2	3	Objectives/Skills	Pre-emergent Reader	Emergent reader	Early Reader	NA
Phonics Sequences	169SB	Final Sounds ND, NG, NK, SH, TH Words Dinoland- Open House Discovery (Words Have Meaning)	A16	LA	X	X			Build sight word vocabulary for words ending with ND, NG, NK, SH, or TH				X
Prewriting	197CC	Dinoland- Up, Up, and Away (Unfamiliar Words)	A1	LA	X				Increase vocabulary skills by labeling pictures		X		
Prewriting	197CC	Dinoland- Up, Up, and Away (Unfamiliar Words)	A2	LA	X				Increase vocabulary skills by selecting words that describe pictures			X	
Prewriting	197CC	Carousel- Tree House Messages	A3	LA	X				Compose simple messages using a combination of pictures, symbols, letters, and familiar words				X
Prewriting	197CC	Carousel- Tell Me a Story	A4	LA	X				Organize ideas in a logical sequence using a graphic organizer			X	
Prewriting	197CC	Carousel- My Trip	A5	LA	X				Compose simple messages using a combination of pictures, symbols, letters, and familiar words				X
Prewriting	197CC	Petting Zoo- Word Wizard (Antonyms)	B1	LA		X			Select an antonym for a given word				
Prewriting	197CC	Water Rides- Tree House Members Only	B2	LA		X			Compose simple messages using a combination of pictures, symbols, letters, phonetic spellings, and familiar words				
Prewriting	197CC	Water Rides- Getting Ideas	B3	LA		X			Organize ideas in a logical sequence using a graphic organizer				
Prewriting	197CC	Water Rides- The Writing Sorter	B4	LA		X			Identify different types/genres of writing as songs, stories, or instructions				
Prewriting	197CC	Water Rides- My Field Trip	B5	LA		X			Compose simple messages using a combination of pictures, symbols, letters, phonetic spellings, and familiar words				

Skill Tree Name	Tree #	Segment Name	Segment #	Subject	PreK	1	2	3	Objectives/Skills	Pre-emergent Reader	Emergent reader	Early Reader	NA
Prewriting	197CC	Bumper Cars- A Guest Visits	C1	LA		X	X		Compose simple messages using a combination of pictures, symbols, letters, phonetic spellings, and familiar words				
Punctuation	196CC	Petting Zoo- Capital Train	A1	LA		X			Recognize capital vs. lowercase letters				
Punctuation	196CC	Petting Zoo- Capital Train	A1	LA		X			Identify words in sentences that require capitalization (e.g. first word in sentence, the pronoun "I", proper names, days of week and months)				
Punctuation	196CC	Little Fish- Fishing for Punctuation	A2	LA		X			Identify proper end marks in simple sentences				
Punctuation	196CC	Little Fish- Making Sense of What We Read	A3	LA		X			Identify proper punctuation (commas and periods) in simple sentences				
Punctuation	196CC	Goose Characters	A4	LA		X			Identify greetings in letters				
Punctuation	196CC	Little Fish- Write It Right (Spelling)	A5	LA		X			Identify correctly spelled words				
Punctuation	196CC	Wild Creatures- Ferris Wheel Fun	B1	LA		X			Identify proper nouns in sentences that require capitalization				
Punctuation	196CC	Sea Creatures- Asking Questions	B2	LA		X			Identify the proper use of end marks (periods or question marks) to convey meaning				
Punctuation	196CC	Sea Creatures- Deep Sea Punctuation	B3	LA		X			Identify the proper use of end marks (periods, question marks, and exclamation points) to convey meaning				
Punctuation	196CC	Sea Creatures- Space Trip	B4	LA		X			Identify the proper use and placement of apostrophes				
Punctuation	196CC	Sea Creatures- Captain Comma	B5	LA		X			Correctly identify the use and placement of commas to separate items in a list, in dates, and in addresses				
Reading Links 1	109CC	Before You Read	A1	LA	X				Use the pre-reading strategy of predicting what a story is about based on the title	X			
Reading Links 1	109CC	Before You Read	A1	LA	X				Build sight word vocabulary skills (by identifying matching focus words from the story)				X

Skill Tree Name	Tree #	Segment Name	Segment #	Subject	PreK	1	2	3	Objectives/Skills	Pre-emergent Reader	Emergent reader	Early Reader	NA
Reading Links 1	109CC	Let's Read the Story!	A2	LA	x				Become familiar with letter-sound correspondence and words to build vocabulary (by linking highlighted focus words to their meaning in context)		x		
Reading Links 1	109CC	Let's Read the Story!	A2	LA	x				Build sight word vocabulary skills and become familiar with conventions of reading such as inflection/pronunciation, and rhythm (based on listening to a story being read by a narrator with focus words highlighted)			x	
Reading Links 1	109CC	Read With Me!	A3	LA	x				Become familiar with conventions of print such as reading left to right, visual clues, inflection/pronunciation, and rhythm (based on listening to the story being read by a narrator and tracked by highlighting)		x		
Reading Links 1	109CC	You Can Read Tool	A4	LA	x				Read aloud printed words			x	
Reading Links 1	109CC	Questions	A5	LA	x				Read aloud printed words literal comprehension of			x	
Reading Links 1	109CC	Questions	A5	LA	x				Use the strategy of re-reading the story to answer comprehension questions				x
Reading Links 1	109CC	Finish the Sentence	A6	LA	x				Associate words or phrases with their meaning in order to answer a comprehension question or complete a given sentence about the story read				x
Reading Links 1	109CC	Find the Answer	A7	LA	x				Answer literal comprehension questions by recalling story details and identifying key information				x
Reading Links 1	109CC	Fill in the Blank	A8	LA	x				Use context clues to identify appropriate sight words to complete a sentence			x	
Reading Links 1	109CC	Spell it Right	A9	LA	x				Use context clues to identify appropriate sight words to complete a sentence		x		

Skill Tree Name	Tree #	Segment Name	Segment #	Subject	PreK	1	2	3	Objectives/Skills	Pre-emergent Reader	Emergent reader	Early Reader	NA
Reading Links 1	109CC	Stretch Your Mind	A10	LA	x				Use prior knowledge and imagination to answer an open-ended question based on the story read (if any of these comprehension skills require work processing then NA)			x	
Reading Links 1	109CC	Survey	A11	LA	x				Express opinions about a story read, answer yes/no questions about a story read, and reflect on one's own ability to read the story fluently			x	
Reading Links 2	110CC	Before You Read	A1	LA	x	x							
Reading Links 2	110CC	Before You Read	A1	LA	x	x							
Reading Links 2	110CC	Let's Read the Story!	A2	LA	x	x			These item were all repeats from above				
Reading Links 2	110CC	Let's Read the Story!	A2	LA	x	x			If any of the comprehension skills with Orchard require word processing then they are NA				
Reading Links 2	110CC	Let's Read the Story!	A2	LA	x	x			All comprehension has to be oral responses.				
Reading Links 2	110CC	Read With Me!	A3	LA	x	x							
Reading Links 2	110CC	You Can Read Tool	A4	LA	x	x							
Reading Links 2	110CC	Questions	A5	LA	x	x							
Reading Links 2	110CC	Questions	A5	LA	x	x							
Reading Links 2	110CC	Finish the Sentence	A6	LA	x	x							
Reading Links 2	110CC	Find the Answer	A7	LA	x	x			Answer literal comprehension questions by recalling story details and identifying key information		x		
Reading Links 2	110CC	Fill in the Blank	A8	LA	x	x			Use context clues to identify appropriate sight words to complete a sentence			x	
Reading Links 2	110CC	Spell It Right	A9	LA	x	x			Identify correctly spelled sight words			x	
Reading Links 2	110CC	Speed Test	A8	LA	x	x			Practice sight word spelling			x	
Reading Links 2	110CC	Stretch Your Mind	A10	LA	x	x			Imagination to answer an			x	
Reading Links 2	110CC	Survey	A11	LA	x	x			Express opinions about a story read, answer yes/no questions about a story read, and reflect on one's own ability to read the story fluently			x	

Skill Tree Name	Tree #	Segment Name	Segment #	Subject	Prek	1	2	3	Objectives/Skills	Pre-emergent Reader	Emergent reader	Early Reader	NA
Spelling Buzz Beginning	193SB	Grade Prek - Short A sound	A1	LA	x				Become familiar with words having the short a sound			x	
Spelling Buzz Beginning	193SB	Grade Prek - Short A sound	A1	LA	x				Type the correct spellings of words with the short a sound Recognize in sentence context spellings of words with the short a sound			x	
Spelling Buzz Beginning	193SB	Grade Prek - Short E sound	A2	LA	x				Correctly spell grade-appropriate words with the short e sound			x	
Spelling Buzz Beginning	193SB	Grade Prek - Short I sound	A3	LA	x				Correctly spell grade-appropriate words with the short i sound			x	
Spelling Buzz Beginning	193SB	Grade Prek - Short O sound	A4	LA	x				Correctly spell grade-appropriate words with the short o sound			x	
Spelling Buzz Beginning	193SB	Grade Prek - Short U sound	A5	LA	x				Correctly spell grade-appropriate words with the short u sound			x	
Spelling Buzz Beginning	193SB	Grade Prek - Long A Sound	A6	LA	x				Correctly spell grade-appropriate words with the long a sound			x	
Spelling Buzz Beginning	193SB	Grade Prek - Long E Sound	A7	LA	x				Correctly spell grade-appropriate words with the long e sound			x	
Spelling Buzz Beginning	193SB	Grade Prek - Long I Sound	A8	LA	x				Type the correct spellings of words with the long i sound			x	
Spelling Buzz Beginning	193SB	Grade Prek - Long O sound	A9	LA	x				Correctly spell grade-appropriate words with the long o sound			x	
Spelling Buzz Beginning	193SB	Grade Prek - Contains "U"	A10	LA	x				Correctly spell grade-appropriate words that contain "u"			x	
Spelling Buzz Beginning	193SB	Grade Prek - Starts with "bl" or "br"	A11	LA	x				Correctly spell grade-appropriate words that start with bl or br				x
Spelling Buzz Beginning	193SB	Grade Prek - Starts with "cl" or "cr"	A12	LA	x				Correctly spell grade-appropriate words that start with cl or cr				x

Skill Tree Name	Tree #	Segment Name	Segment #	Subject	PreK	1	2	3	Objectives/Skills	Pre-emergent Reader	Emergent reader	Early Reader	NA
Spelling Buzz Beginning	193SB	Grade Prek - Ends with "sh" or "ch"	A13	LA	x				Correctly spell grade-appropriate words that end with sh or ch				x
Spelling Buzz Beginning	193SB	Grade Prek - Starts with "th" or "wh"	A14	LA	x				Correctly spell grade-appropriate words that start with th or wh				x
Spelling Buzz Beginning	193SB	Grade Prek - Starts with hard c or hard g sound	A15	LA	x				Correctly spell grade-appropriate words that start with hard c or hard g sound				x
Spelling Buzz Beginning	193SB	Grade Prek - Starts with "fr" or "tr"	A16	LA	x				Correctly spell grade-appropriate words that start with fr or tr				x
Spelling Buzz Beginning	193SB	Grade Prek - Starts with hard "fr" or "tr"	A16	LA	x				Recognize in sentence context spellings of words that start with fr or tr				x
Spelling Buzz Beginning	193SB	Grade Prek - Starts with "tr" or "st"	A17	LA	x				Correctly spell grade-appropriate words that start with tr or st				x
Spelling Buzz Beginning	193SB	Grade Prek - Starts with "pl" or "pr"	A18	LA	x				Correctly spell grade-appropriate words that start with pl or pr				x
Spelling Buzz Beginning	193SB	Grade Prek - Starts with "gr" or "gr"	A19	LA	x				Correctly spell grade-appropriate words that start with gr or gr				x
Spelling Buzz Beginning	193SB	Grade Prek - Starts with "s" or "sw"	A20	LA	x				Correctly spell grade-appropriate words that start with sl or sr				x
Spelling Buzz Beginning	193SB	Grade 1 - Short A sound	B1	LA		x			Correctly spell grade-appropriate words with the short a sound				
Spelling Buzz Beginning	193SB	Grade 1 - Short E sound	B2	LA		x			Correctly spell grade-appropriate words with the short e sound				
Spelling Buzz Beginning	193SB	Grade 1 - Short I sound	B3	LA		x			Correctly spell grade-appropriate words with the short i sound				
Spelling Buzz Beginning	193SB	Grade 1 - Short O sound	B4	LA		x			Recognize in sentence context spellings of words with the short o sound				
Spelling Buzz Beginning	193SB	Grade 1 - Short U sound	B5	LA		x			Correctly spell grade-appropriate words with the short u sound				
Spelling Buzz Beginning	193SB	Grade 1 - Long A Sound	B6	LA		x			Correctly spell grade-appropriate words with the long a sound				
Spelling Buzz Beginning	193SB	Grade 1 - Long E Sound	B7	LA		x			Correctly spell grade-appropriate words with the long e sound				
Spelling Buzz Beginning	193SB	Grade 1 - Long I Sound	B8	LA		x			Type the correct spellings of words with the long i sound				

Skill Tree Name	Tree #	Segment Name	Segment #	Subject	PreK	1	2	3	Objectives/Skills	Pre-emergent Reader	Emergent reader	Early Reader	NA
Spelling Buzz Beginning	193SB	Grade 1 Long O sound	B9	LA		X			Correctly spell grade-appropriate words with the long o sound				
Spelling Buzz Beginning	193SB	"Uj"	B10	LA		X			appropriate words that contain				
Spelling Buzz Beginning	193SB	Grade 1 - Starts with "sl" or "fl"	B11	LA		X			Correctly spell grade-appropriate words that start with sl or fl				
Spelling Buzz Beginning	193SB	Grade 1 - Starts with "kn"	B12	LA		X			Correctly spell grade-appropriate words that start with kn				
Spelling Buzz Beginning	193SB	Grade 5- Ends with "nd" or "ng"	B13	LA		X			Correctly spell grade-appropriate words that end with "nd" or "ng"				
Spelling Buzz Beginning	193SB	Grade 1 - "OW" Sound made with ow or ou	B14	LA		X			Correctly spell grade-appropriate words with the "OW" sound made with ow or ou				
Spelling Buzz Beginning	193SB	Grade 1 - "OR" Sound made with or	B15	LA		X			Correctly spell grade-appropriate words with the "OR" sound made with or				
Spelling Buzz Beginning	193SB	Grade 1 - "UR" Sound made with ur or ir	B16	LA		X			Correctly spell grade-appropriate words with the "UR" sound made with ur or ir				
Spelling Buzz Beginning	193SB	Grade 1 - Ends with "ee" sound made with y	B17	LA		X			Correctly spell grade-appropriate words that end with the "ee" sound made with y				
Spelling Buzz Beginning	193SB	Consonants	B18	LA		X			Correctly spell grade-appropriate words with double				
Spelling Buzz Beginning	193SB	Grade 1 - "Ack" and "Ock"	B19	LA		X			Correctly spell grade-appropriate words that contain ack or ock				
Spelling Buzz Beginning	193SB	Grade 1 - "UHL" Sound made with "le"	B20	LA		X			Correctly spell grade-appropriate words with the "UHL" sound made with a final le				
Spelling Buzz Beginning	193SB	Grade 2 - "ee" sound made with final Y	C1	LA		X			Correctly spell grade-appropriate words that end with the "ee" sound made with y				
Spelling Buzz Beginning	193SB	Grade 2 - Commonly confused spellings with ur or ir	C2	LA		X			Correctly spell grade-appropriate words that are commonly misspelled or confused				
Spelling Buzz Beginning	193SB	Grade 2 - Plurals ending with "s" or "es"	C4	LA		X			Correctly spell grade-appropriate plural words that end with s or es				

Skill Tree Name	Tree #	Segment Name	Segment #	Subject	Prek	1	2	3	Objectives/Skills	Pre-emergent Reader	Emergent reader	Early Reader	NA
Spelling Buzz Beginning	193SB	Grade 2- Double consonant before ending	C5	LA			x		Correctly spell grade-appropriate words that have double consonants before and ending				
Spelling Buzz Beginning	193SB	Grade 2- Homophones	C6	LA			x		Correctly spell grade-appropriate pairs of words that sound the same but have different spellings and meanings				
Spelling Buzz Beginning	193SB	Grade 2- Compound Words	C7	LA			x		Correctly spell grade-appropriate compound words				
Spelling Buzz Beginning	193SB	Grade 2- Contractions of Word + "Not"	C8	LA			x		Correctly spell grade-appropriate words that are contractions of a word + "not"				
Spelling Buzz Beginning	193SB	Grade 2- Start with "sp" or "sc"	C9	LA			x		Correctly spell grade-appropriate words that start with "sp" or "sc"				
Spelling Buzz Beginning	193SB	Grade 2- "UR" Sound made with or	C10	LA			x		Correctly spell grade-appropriate words with the "UR" sound made with or				
Spelling Buzz Beginning	193SB	Grade 2- OO sounds	C11	LA			x		Correctly spell grade-appropriate words that contain				
Spelling Buzz Beginning	193SB	Grade 2- Plurals that end with "es"	C12	LA			x		Correctly spell grade-appropriate words that are plurals ending in "es"				
Spelling Buzz Beginning	193SB	Grade 2- Start with "th" or "wh"	C13	LA			x		Correctly spell grade-appropriate words that start with "th" or "wh"				
Spelling Buzz Beginning	193SB	Grade 2- Contain silent letters	C14	LA			x		Correctly spell grade-appropriate words that contain silent letters				
Spelling Buzz Beginning	193SB	Grade 2- Start with "dr"	C15	LA			x		Correctly spell grade-appropriate words that start with "dr"				
Spelling Buzz Beginning	193SB	Grade 2- Contain "AW" sound made with "ough" or "ough"	C16	LA			x		Correctly spell grade-appropriate words that contain the "AW" sound made with "ough" or "ough"				
Spelling Buzz Beginning	193SB	Grade 2- Contain the "fr" sound made with ph	C17	LA			x		Correctly spell grade-appropriate words that contain the "fr" sound made with "ph"				
Spelling Buzz Beginning	193SB	Grade 2- Start with "spr" or "str"	C18	LA			x		Correctly spell grade-appropriate words that start with "spr" or "str"				
Spelling Buzz Beginning	193SB	Grade 2- Diphong "OY" sound made with oi or oy	C19	LA			x		Correctly spell grade-appropriate words that contain the "OY" sound made with "oi" or "oy"				
Spelling Buzz Beginning	193SB	Grade 2- Start with "sm" or "sl"	C20	LA			x		Correctly spell grade-appropriate words that start with "sm" or "sl"				

Skill Tree Name	Tree #	Segment Name	Segment #	Subject	Prek	1	2	3	Objectives/Skills	Pre-emergent Reader	Emergent reader	Early Reader	NA
Spelling Buzz Beginning	193SB	Grade 3- End with ch	D1	LA				X	Correctly spell grade-appropriate words that end with ch				
Spelling Buzz Beginning	193SB	Grade 3- Sounds made with ough	D2	LA				X	appropriate words that contain ough				
Spelling Buzz Beginning	193SB	Grade 3- Compound Words	D3	LA				X	Correctly spell grade-appropriate compound words				
Spelling Buzz Beginning	193SB	Grade 3- Homophones	D4	LA				X	Correctly spell grade-appropriate words with a final "UR" sound made with er or ar meanings				
Spelling Buzz Beginning	193SB	Grade 3- Final "UR" Sound made with er or ar	D5	LA				X	Correctly spell grade-appropriate words with an "UR" sound made with a vowel + r				
Spelling Buzz Beginning	193SB	Grade 3- "UH" Sound made with a vowel + r	D6	LA				X	Correctly spell grade-appropriate words with an "UH" sound made with al or le				
Spelling Buzz Beginning	193SB	Grade 3- Contractions	D7	LA				X	Correctly spell grade-appropriate words that are contractions				
Spelling Buzz Beginning	193SB	Grade 3- Final "shun" sound made with sion or tion	D8	LA				X	appropriate words that end with the "shun" sound spelled with				
Spelling Buzz Beginning	193SB	Grade 3- "uh" Sound made with "ai" or "ie"	D9	LA				X	Correctly spell grade-appropriate words with the "UH" sound made with al or le				
Spelling Buzz Beginning	193SB	Grade 3- Initial " _ h" combination	D10	LA				X	Correctly spell grade-appropriate words with an initial " _ h" combination				
Spelling Buzz Beginning	193SB	Grade 3- Initial 2-letter consonant blends	D11	LA				X	Correctly spell grade-appropriate words with initial, 2-letter consonant blends				
Spelling Buzz Beginning	193SB	Grade 3- Initial 3-letter consonant blends	D12	LA				X	Correctly spell grade-appropriate words with initial, 3-letter consonant blends				
Spelling Buzz Beginning	193SB	Grade 3- Contain double consonants	D13	LA				X	Correctly spell grade-appropriate words that contain double consonants				
Spelling Buzz Beginning	193SB	Grade 3- "OW" Sound made with ow or ou	D14	LA				X	Correctly spell grade-appropriate words with the "OW" sound made with ow or ou				
Spelling Buzz Beginning	193SB	Grade 3- Long I Sound	D15	LA				X	Type the correct spellings of words with the long i sound				
Spelling Buzz Beginning	193SB	Grade 3- OO sound	D16	LA				X	Correctly spell grade-appropriate words that contain an "oo" sound made with a variety of letter combinations				

Skill Tree Name	Tree #	Segment Name	Segment #	Subject	PreK	1	2	3	Objectives/Skills	Pre-emergent Reader	Emergent reader	Early Reader	NA
Spelling Buzz Beginning	193SB	Grade 3- OO sound	D16	LA				x	Become familiar with the sounds made by the oo, ew, u, u, e, ui patterns				
Spelling Buzz Beginning	193SB	Grade 3- "juh" Sound made with j or g	D16	LA				x	Type the correct spellings of words that contain an "oo" sound made with a variety of letter combinations				
Spelling Buzz Beginning	193SB	Grade 3- OO sound	D16	LA				x	Recognize in sentence context spellings of words that contain an "oo" sound made with a variety of letter combinations				
Spelling Buzz Beginning	193SB	Grade 3- OO sound	D16	LA				x	Recognize in sentence context spellings of words that contain an "oo" sound made with a variety of letter combinations				
Spelling Buzz Beginning	193SB	Grade 3- "juh" Sound made with j or g	D17	LA				x	Correctly spell grade-appropriate words with the "juh" sound made with j or g				
Spelling Buzz Beginning	193SB	Grade 3- "juh" Sound made with j or g	D17	LA				x	Become familiar with words that make the "juh" sound with j or g				
Spelling Buzz Beginning	193SB	Grade 3- "juh" Sound made with j or g	D17	LA				x	Type the correct spellings of words with the "juh" sound made by j or g				
Spelling Buzz Beginning	193SB	Grade 3- "juh" Sound made with j or g	D17	LA				x	Recognize in sentence context spellings of words with the "juh" sound made by j or g				
Spelling Buzz Beginning	193SB	Grade 3- "OY" Sound made with o or oy	D17	LA				x	Correctly spell grade-appropriate words with the "OY" sound made with o or oy				
Spelling Buzz Beginning	193SB	Grade 3- "OY" Sound made with o or oy	D18	LA				x	Become familiar with the sounds made by the oi or oy letter pattern				
Spelling Buzz Beginning	193SB	Grade 3- "OY" Sound made with o or oy	D18	LA				x	Type the correct spellings of words with the "OY" sound made by oi or oy				
Spelling Buzz Beginning	193SB	Grade 3- "OY" Sound made with o or oy	D18	LA				x	Recognize in sentence context spellings of words with the "OY" sound made by oi or oy				
Spelling Buzz Beginning	193SB	Grade 3- "OY" Sound made with o or oy	D18	LA				x	Recognize in sentence context spellings of words with the "OY" sound made by oi or oy				
Spelling Buzz Beginning	193SB	Grade 3- Long A Sound	D19	LA				x	Correctly spell grade-appropriate words with the long a sound				
Spelling Buzz Beginning	193SB	Grade 3- Long A Sound	D19	LA				x	Become familiar with words having the long a sound				
Spelling Buzz Beginning	193SB	Grade 3- Long A Sound	D19	LA				x	Type the correct spellings of words with the long a sound				
Spelling Buzz Beginning	193SB	Grade 3- Long A Sound	D19	LA				x	Recognize in sentence context spellings of words with the long a sound				
Spelling Buzz Beginning	193SB	Grade 3- Long A Sound	D19	LA				x	Correctly spell grade-appropriate words that drop a silent e before "ing"				

Skill Tree Name	Tree #	Segment Name	Segment #	Subject	PreK	1	2	3	Objectives/Skills	Pre-emergent Reader	Emergent reader	Early Reader	NA
Spelling Buzz Beginning	193SB	Grade 3- Drop silent e before "ing" ending	D20	LA				X	Become familiar with words that drop a silent e before "ing"				
Spelling Buzz Beginning	193SB	Grade 3- Drop silent e before "ing" ending	D20	LA				X	Type the correct spellings of words that drop a silent e before "ing"				
Spelling Buzz Beginning	193SB	Grade 3- Drop silent e before "ing" ending	D20	LA				X	Recognize in sentence context spellings of words that drop a silent e before "ing"				
Spelling Buzz Beginning	193SB	Grade 3- Drop silent e before "ing" ending	D20	LA				X	Correctly spell grade-appropriate words that drop a silent e before "ing"				
Spelling Buzz Beginning	193SB	Grade 3- End with ed to form the past tense	D21	LA				X	Become familiar with words that end with ed to form the past tense				
Spelling Buzz Beginning	193SB	Grade 3- End with ed to form the past tense	D21	LA				X	Type the correct spellings of words that end with ed to form the past tense				
Spelling Buzz Beginning	193SB	Grade 3- End with ed to form the past tense	D21	LA				X	Recognize in sentence context spellings of words that end with ed to form the past tense				
Spelling Buzz Beginning	193SB	Grade 3- End with ed to form the past tense	D21	LA				X	Correctly spell grade-appropriate words that end with ed to form the past tense				
Spelling Buzz Beginning	193SB	Grade 3- Double consonant before ing ending	D22	LA				X	Become familiar with letter patterns of words that contain a double consonant before an ing ending				
Spelling Buzz Beginning	193SB	Grade 3- Double consonant before ing ending	D22	LA				X	Type the correct spellings of words that have a double consonant before an ing ending				
Spelling Buzz Beginning	193SB	Grade 3- Double consonant before ing ending	D22	LA				X	Recognize in sentence context spellings of words that have a double consonant before an ing ending				
Spelling Buzz Beginning	193SB	Grade 3- Double consonant before ing ending	D22	LA				X	Correctly spell grade-appropriate words that change "y" to "ied" to form the past tense				
Spelling Buzz Beginning	193SB	Grade 3- Change "y" to "ied" to form the past tense	D23	LA				X	Become familiar with words that change "y" to "ied" to form the past tense				
Spelling Buzz Beginning	193SB	Grade 3- Change "y" to "ied" to form the past tense	D23	LA				X	Type the correct spellings of words that change "y" to "ied" to form the past tense				

Skill Tree Name	Tree #	Segment Name	Segment #	Subject	PreK	1	2	3	Objectives/Skills	Pre-emergent Reader	Emergent reader	Early Reader	NA
Spelling Buzz Beginning	193SB	Grade 3- Change "y" to "ied" to form the past tense	D23	LA				X	Recognize in sentence context spellings of words that change "y" to "ied" to form the past tense				
Spelling Buzz Beginning	193SB	Grade 3- Plurals made with "s," "ies" or "ys"	D24	LA				X	Correctly spell grade-appropriate words that add S, IES, or YS to form the plural that add S, IES, or YS to form the plural				
Spelling Buzz Beginning	193SB	Grade 3- Plurals made with "s," "ies" or "ys"	D24	LA				X	Type the correct spellings of words with that add S, IES, or YS to form the plural				
Spelling Buzz Beginning	193SB	Grade 3- Plurals made with "s," "ies" or "ys"	D24	LA				X	Recognize in sentence context spellings of words that add S, IES or YS to form the plural				
Spelling Buzz Beginning	193SB	Grade 3- Plurals made with "es"	D25	LA				X	Correctly spell grade-appropriate words that add ES to form the plural				
Spelling Buzz Beginning	193SB	Grade 3- Irregular plurals	D26	LA				X	Correctly spell grade-appropriate words that change to form the plural				
Spelling Buzz Beginning	193SB	Grade 3- Math words	D27	LA				X	Become familiar with the sounds made by words that are used in the context of mathematics				
Spelling Buzz Beginning	193SB	Grade 3- Science words	D28	LA				X	Become familiar with the sounds made by words that are used in the context of science				
Spelling Buzz Beginning	193SB	Grade 3- Health words	D29	LA				X	Become familiar with the sounds made by words that are used in the context of health				
Spelling Buzz Beginning	193SB	Grade 3- Social Studies words	D30	LA				X	Become familiar with the sounds made by words that are used in the context of health				
Vocabulary Builder	168CC	Word Preview	A1	LA	X				Become familiar with word spellings, pronunciations, and correct use in a sentence			X	
Vocabulary Builder	168CC	Word Chaining	A2	LA	X				Correctly spell spoken words by checking sentence context (if necessary) and filling in the missing letters				X
Vocabulary Builder	168CC	Word Theater in version 4.0)	A3	LA	X				words, checking sentence context if necessary				X

Skill Tree Name	Tree #	Segment Name	Segment #	Subject	PreK	1	2	3	Objectives/Skills	Pre-emergent Reader	Emergent reader	Early Reader	NA
Vocabulary Builder	158CC	Word Volcano	A4	LA	x				Use context clues (and a code) to guess and correctly spell words				x
Vocabulary Builder	158CC	Word Crunch	A5	LA	x				Recognize letters and unscramble them to correctly spell words				x
Vocabulary Builder	158CC	Word Launch	A6	LA	x				Use context clues to guess and correctly spell words				x
Vocabulary Builder	158CC	Multiple Choice (called Word Test in version 4.0)	A7	LA	x				Recognize correctly spelled words in sentence context				x
Vocabulary Builder	158CC	Worksheets	A8	LA	x				Recognize sight words and correctly spell words in context by completing Word Search, Fill in the Blank, Word Scramble, and Write a Sentence activities				x
Writing and Editing	198CC	Water Rides- Picture Play	A1	LA		x			Organize information so that writing conveys a clear message				
Writing and Editing	198CC	Water Rides- Checking Up On My Work	A2	LA		x			Properly edit and revise text				
Writing and Editing	198CC	Bumper Cars- Picture Perfect	B1	LA			x		Organize ideas in a logical sequence				
Writing and Editing	198CC	Bumper Cars- Beginning, Middle, End	B2	LA			x		Organize ideas in a logical sequence using a graphic organizer				
Writing and Editing	198CC	Bumper Cars- Newspaper Editor	B3	LA			x		Select titles that accurately reflect the main idea of a passage				
Writing and Editing	198CC	Bumper Cars- A Special Party	B4	LA			x		Use words and pictures to communicate ideas for specific purposes				
Writing and Editing	198CC	Bumper Cars- Just List It	B5	LA			x		Produce lists to compose simple forms of writing				
Writing and Editing	198CC	Bumper Cars-- Extral Extral Read All About It	B6	LA			x		Complete a sentence with an appropriate word or picture				
Writing and Editing	198CC	Bumper Cars-- Who-o-o Can Write?	B7	LA			x		Complete a sentence with an appropriate word or picture				
Writing and Editing	198CC	Bumper Cars-- Let's Go to Print	B8	LA			x		Identify misspelled words in a passage				
Writing and Editing	198CC	Wild Creatures-Find the Hidden Words	B9	LA			x		Increase vocabulary skills by completing a word find activity				
Writing and Editing	198CC	Wild Creatures-- Puzzle Match (Compound Words)	B10	LA			x		Create compound words in context				

Orchard Software Pre-K Activity Sheets

The following materials are activity sheets for “off-line” learning and serve as a classroom extension of work done in Orchard Software Skill Trees. Each activity sheet supports the concepts covered in Orchard Pre-K Skill Trees.

Math activity sheets indicate the Pre-K Skill Tree the sheet is aligned to. A recommended grade level is also included. You will notice that some of the activities list a grade level other than pre-K. These activities may be modified for use with preschool students.

Language arts activity sheets are aligned to the Pre-K Skill Tree activity in Orchard Software. Also included in this manual are implementation guides for use of Orchard Pre-K Language Arts Skill Tree activities in whole class and learning center settings.

Number Shapes



Recommended Grade: 1

Knowledge and Skills

- ◆ Demonstrate the conservation of numbers.
- ◆ Investigate number meanings.

Prerequisite or Preparatory Skills

Students have one-to-one correspondence.

Materials

- ◆ Small objects or treasures
- ◆ 5 work mats for each child (small squares of construction paper)
- ◆ Paper and stamps or stickers (for Extension activity)

Task

Students are given 5 work mats and a handful of treasures or small counters.

Procedure

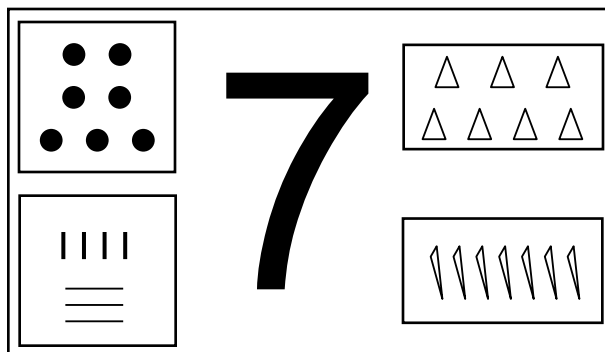
Ask each student to count out 5 objects. On the overhead, model one way of representing the number 5. Ask the children to use their objects and work mats to show other ways of making 5. Discuss how many different ways there are to show the same number. Repeat with other numbers.

Assessment

Can the child make different arrangements for the same number?

Challenge or Extension

Have the children work in small groups of 3-4. Using stamps or stickers, students are assigned a number and they show as many different ways of representing the number as possible.



Small, Medium, Big

Performance Task: Grade K



Knowledge and Skills

- ♦ Compare two objects using words such as bigger, shorter, smaller, etc.
- ♦ Use words such as heavier and lighter to talk about the mass of two objects.

Prerequisite or Preparatory Skills

Using math terminology and ordering and sorting using manipulatives.

Materials

- ♦ *Goldilocks and the Three Bears* storybook
- ♦ Various stuffed animals

Task

Tell students they are having a “Bring Your Favorite Stuffed Animal Day”. Students should bring their favorite stuffed animal and work with a partner to tell a story about their animals using math words.

Procedure

Read the story of *Goldilocks and the Three Bears* to the children. Discuss the various comparisons (3 sizes, 3 chairs, 3 porridge temperatures, etc.) Divide the class into groups of two or three. Each group will present a story together. Explain that each group has to create a story that compares their favorite stuffed animals like the comparisons in the *Goldilocks and the Three Bears* story. Schedule times to have the children present their stories so you can assess them.

Assessment Strategies

Use the Scoring Guide.

Journal Activity Writing Suggestion

Make up a recording sheet to show items in your story and compare them.
(e.g. small, big, bigger, empty, full, fullest)

Patterns with Snap Cubes



Recommended Grade: K & 1

Knowledge and Skills

- ♦ Recognize similarities and differences in attributes (Grade: K); in a variety of attributes (Grade: 1).
- ♦ Use one attribute to create a pattern.
- ♦ Talk about a pattern rule.

Materials

- ♦ Chart paper
- ♦ Crayons
- ♦ Snap cubes

Task

Students make, draw, and share patterns in a variety of ways.

Procedure

Discuss different patterns the class may have seen outside (e.g. the bricks on the wall of a building). Record the pattern ideas and experiences on chart paper. Hand out snap cubes to the students. Instruct them to do the following.

1. Make a pattern using two colors of snap cubes.
2. Draw your pattern on paper by coloring the squares.
3. Create another way to represent or describe your pattern (e.g. pumpkin, cat, pumpkin, cat)
4. Share your pattern with the class by acting it out (e.g. snap, clap, snap, clap).



(orange, black, orange, black)

Assessment

Did the student create a simple pattern?

Was the student able to explain his/her pattern?

Did the pattern or discussion convey a knowledge of similarities and differences?

Challenge or Extension

Add one other color or pattern for the students to use in creating a pattern.

Decoration Patterns



Performance Task: Grade 1

Knowledge and Skills

- ◆ Describe, draw, and make models of patterns using words, diagrams, and objects.
- ◆ Recognize similarities and differences in a variety of attributes.
- ◆ Use one attribute to create a pattern.
- ◆ Talk about a pattern rule.

Materials

- ◆ Art supplies for making pattern models (string, stickers, beads, etc.)
- ◆ Scissors and glue
- ◆ Construction paper
- ◆ Paint
- ◆ Wallpaper samples
- ◆ Rectangular workmats (to limit the size of the pattern)

Task

Explain the following: You have been asked to decorate our classroom for open house night. Cover the bulletin boards with a new backing showing a repeating pattern. Build your pattern first and then copy it onto the paper provided. Your pattern must repeat itself and show one or more attributes.

Procedure

Explain the task and assessment. Have wallpaper samples on hand to show various patterns. Give students time to build the pattern first with concrete materials and manipulatives. Provide rectangular sheets to limit the size of the product. Use the products to cover the bulletin boards or display them elsewhere in the room.

Assessment

Use the Scoring Guide to assess the final product

Challenge or Extension

Students could use a draw or paint program on the computer to recreate their sample pattern.

Journal Activity Writing Suggestion

Explain why you chose this pattern and what your pattern rule is.
Could you make this pattern another way?

What Do You Like?



Recommended Grade: 1

Knowledge and Skills

- ♦ Pose questions about data gathered.
- ♦ Record data on charts or grids given by the teacher using various recording methods.

Prerequisite Skills

Students have had the opportunity to build charts and grids as a class.

Materials

- ♦ Paper for chart or grid

Task

Students record data on a chart or grid using questions generated in class.

Procedure

Give students examples of questions they can ask their friends and show them how to record the data. Have each student come up with his/her own question to ask 10 friends. Students should record the results on a chart or grid.

Example: How many of your friends have a bicycle? When they have recorded all the results from their survey, they should ask a question about their chart such as, "Did more people have a bicycle or not?"

Do you have a bike?	
YES	NO
★ ★	★
★ ★	★
★ ★	★
★	

Assessment

Was the student able to gather data onto a chart or grid?

Was the student able to ask a relevant question about the data gathered?

Challenge or Extension

Have students take the data gathered and make it into a bar graph.

Journal Activity Writing Suggestion

Fill in the blank: I have seen a graph of _____ .

Sorting Fun



Recommended Grade: 2

Knowledge and Skills

- ♦ Sort and classify concrete objects, pictures, and symbols according to two specific attributes.

Prerequisite Skills

Compare, sort, and classify concrete objects according to a specific attribute.

Materials

- ♦ A variety of small objects to sort (buttons, marbles, blocks, etc.)

Task


Students sort simple objects with two specific attributes.

Procedure

Give students a small collection of objects. Tell them to sort the objects into groups according to two specific attributes. **Example:** Sorting buttons



Red with 2 holes



Red with 4 holes

Assessment

Was the student able to sort the objects using two attributes?

Was the student able to articulate the two attributes?

Challenge or Extension

Students use a Venn diagram to sort the objects having one thing in common with both (e.g. all are red buttons).

Journal Activity Writing Suggestion

Explain how you sorted the objects you were given.

Let's Classify



Recommended Grade: 3

Knowledge and Skills

- ♦ Select appropriate methods to cross-classify objects.
- ♦ Create symmetrical two-dimensional shapes by folding and reflecting.

Prerequisite or Preparatory Skills

Students should be able to classify objects according to two attributes.

Materials

- ♦ Assorted treasure boxes or small collected objects

Task

Students use treasure boxes or collections of small objects to sort. They classify the objects using cross-classification where appropriate.

Procedure

Give each student a collection of objects to classify. **Example:** Seashells can be sorted by type, color, shape, etc.

Assessment

Was the student able to cross-classify the objects?

Was the student able to justify the classification rule?

Challenge or Extension

Have students take their classification information and construct a Venn diagram.

For the Journal:

Show your students a collection of marbles — some blue, some striped, and some blue and striped.

Journal Activity Writing Suggestion

Write down the questions you asked yourself when sorting the marbles into a Venn diagram.

Building with 2-D Shapes



Recommended Grade: 1-2

Knowledge and Skills

- ♦ Use two-dimensional shapes to construct a picture of objects in the environment.
- ♦ Build and arrange a pattern using two-dimensional shapes.

Materials

- ♦ A variety of 2-D shapes (see examples below)

Task

Grade 1: Students construct a picture using two-dimensional shapes.

Grade 2: Students create new patterns with two-dimensional shapes.

Procedure

Grade 1: Using a felt board or chalk board, demonstrate to students how to create a picture of an object using two-dimensional shapes (e.g. tangrams). Then pass out a variety of two-dimensional shapes. Have the students create their own objects. You may also have students trace and color their objects.

Grade 2: Divide the students into pairs. Each pair creates a pattern using a variety of two-dimensional shapes. Then have the students look at the work completed by other pairs to identify the patterns their other classmates have created.

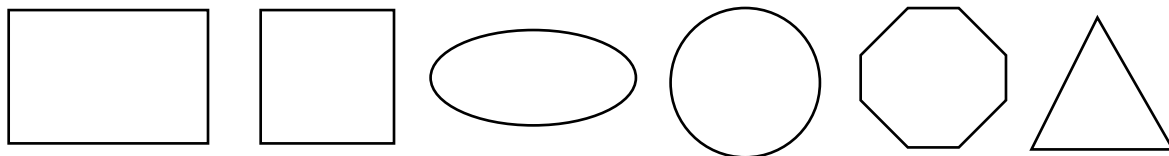
Assessment

Was the student able to identify the pattern created?

Were the students able to create a new pattern with the given shapes?

Shape Examples

Create the following shapes on a reproducible master. Try to fit 2-3 shapes per page. You can also add a pentagon and hexagon.



Journal Activity Writing Suggestion

Grade 2: How are you able to see a pattern? Name four places where you see patterns.

Implementation Strategies

Whole Class Instruction

Using a projection device and the software on one computer, the teacher introduces the concepts to the students. The entire class is involved as the teacher proceeds through the Learn section screen by screen. Additional discussion and questioning of students are essential to ensure the students have grasped the concepts. The follow-up is an individual activity, either using the software, manual materials, or teacher-created materials.

Examples include:

Grade	Lesson Topic/Concepts	Section of Software for Presentation and Whole Class Discussion
K	Rhyming words	Park Play: Playground, Cool Pool Rhymes
K	Capital and small letters	Park Play: Playground, The Ants Go Marching Animal World: Dinoland, Dinoland Fun Zone
K	Spaces between words	Under the Sea: Big Fish, Racing Friends
K	Organizing ideas for a story	Ride Along: Carousel, Tell Me a Story
1	Short vowels	Park Play, Picnic Time, Home Tweet Home
1	Plurals	Animal World: Petting Zoo, We Need More
1	Sentence writing	Under the Sea: Little Fish, Simon Says Write Under the Sea: Little Fish, Catch a Big One
2	Digraphs	Park Play: Water Fun, Playing with Digraphs
2	Long Vowels	Park Play: Water Fun, A Tweet Bird Retreat
2	Types of sentences	Under the Sea: Sea Creatures, Sing a Song of Sentences
2	Editing	Ride Along: Bumper Cars, Checking Up On My Work

Learning Centres

Following introduction of skill/concept, students proceed to complete individually the appropriate “Do” sections of the software. The computer activities constitute one of the learning centres to complement other centres which address various learning styles (kinaesthetic, audio, visual). Students can work in pairs or individually. If they are working individually, student achievement is tracked according to their individual passwords.

Remediation and Enrichment

The “Learn” sections of the software are relevant for remediation. Students can return to these sections to practice their skills. The following sections of the software include samples of “Explore” sections that can be used for enrichment purposes:

Grade	Section of the Software	Focus
K	Park Play: Playground, Tweet, Tweet	Ending consonant sounds
K	Park Play: Playground, Swinging Consonants	Beginning consonants
K	Under the Sea: Big Fish, Movie Night	Identifying letters and sounds
1	Park Play: Picnic Time, Home Tweet Home	Identifying short vowel sounds
1	Park Play: Picnic Time, Itsy, Bitsy Rhymes	Identifying rhyming words
1	Animal World: Petting Zoo, Spellaroo at the Zoo	Unscrambling words
1	Animal World: Petting Zoo, We Need More	Sorting singular and plural words
1	Under the Sea: Little Fish, Write It Right	Using the apostrophe for possession
2	Under the Sea: Sea Creatures, Deep Sea Punctuation	Using all types of end punctuation
2	Under the Sea: Sea Creatures, Exactly What Does It Look Like?	Selecting adjectives

Six Steps to Reading

1. Learn to recognize the short vowels and their sounds.
2. Learn to recognize the consonants and their sounds.
3. Learn to blend.
 - ♦ Blending the sounds of a consonant and a vowel is the first step to reading words.
4. Learn to sound one-vowel words.
 - ♦ When there is one vowel in a word, that vowel usually says its short sound.
5. Learn the sounds of the long vowels. Learn to sound two-vowel words.
 - ♦ When there are two vowels in a word, the first vowel says its long sound, and the second vowel is silent.
6. Learn the special phonics sounds.
 - a. Know and use prefixes and suffixes.
 - b. Divide words into syllables.
 - c. Use alphabetical order.

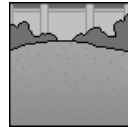
Park Play – Playground

Activity 1

Rhyming Words

Circle the picture of the word that rhymes with the word in large print.


The **cat** sat on the



The **pig** has a



The **boy** has a



I like the _____ in the dish.




Park Play – Playground
Activity 1 (continued)

I like the _____ on the log.

















I see the _____ in the house.



Park Play – Playground
Activity 5

Capital and Small Letters

Match the capital letter with its small letter. The first one has been done for you.

	A		b
	B		e
	C		d
	D		a
	E		g
	F		c
	G		f

Note: A line connects the capital letter 'A' to the small letter 'a'.

Park Play – Playground
Activity 5 (continued)



H



I



J



K



L



M



N



O



P

j



m



h



l



k



i



p



n



o



Park Play – Playground

Activity 5 (continued)



Q

q



R

s



S

r



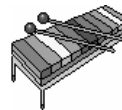
T

t




U

x



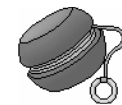
V

u



W

y



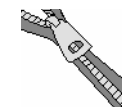
X

v



Y

z



Z

w



Animal World – Dinoland

Activity 4

Pictures and Words

Match the picture with its word. One has been done for you.



tree

dog


pen

bat

lips

mop

cat



Animal World – Petting Zoo

Activity 5

Singular and Plural Words

Fill in the missing singular or plural word.

